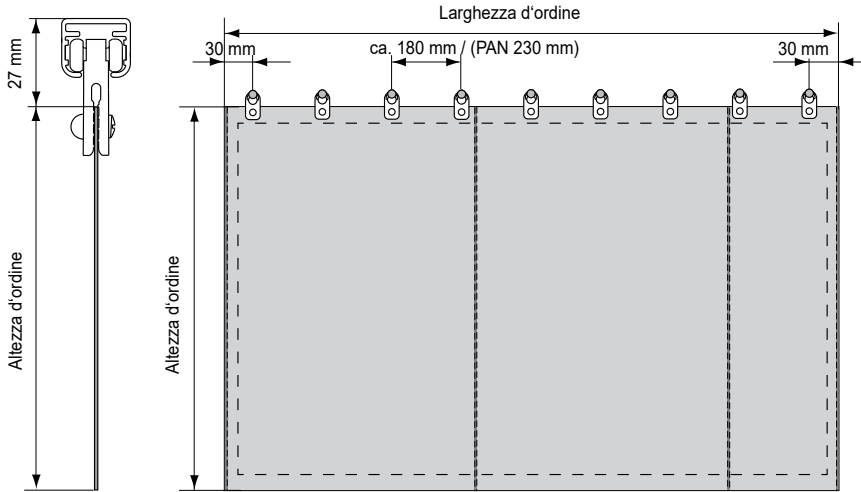
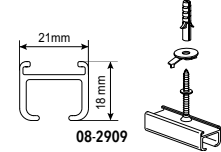
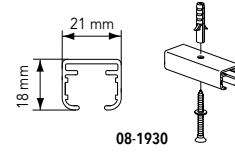
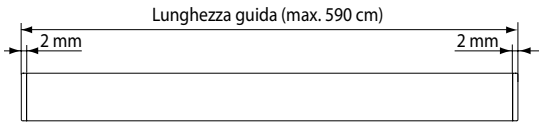
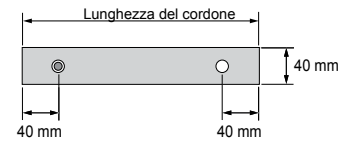


Montaggio diretto

Montaggio a chiave

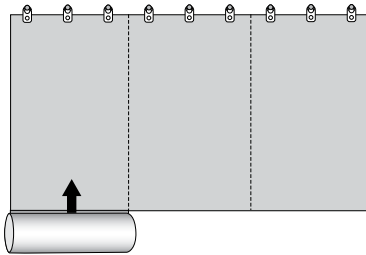


Lunghezze nastrino standard in cm		
Larghezza tenda	Lunghezza nastrino Umbrana/Soft-Screen	Lunghezza nastrino PAN
160	65	65
300	85	85
400	90	110
500	95	135



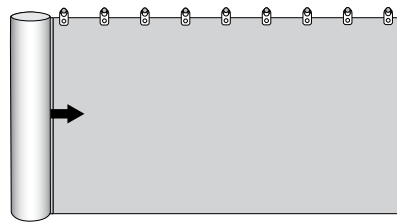
Nastrino opzionale
con bottone a pressione

Lavorazione



Lavorazione longitudinale

Per tessuti stretti. Orlo in alto e in basso di 40 mm doppio. Orli laterali di 20 mm doppi. (PAN 40 mm singolo).

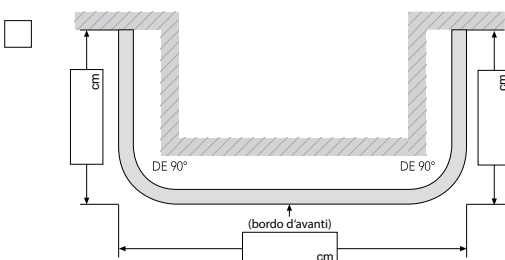
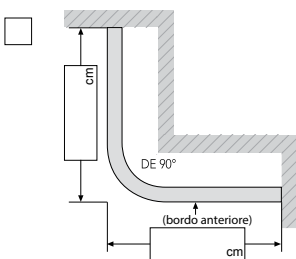


Lavorazione trasversale

Per tessuti alti. Orlo in alto e in basso di 40 mm doppio. Orli laterali di 20 mm doppi.

Rinvii (DE) raggio 25 cm

Angolo esterno



Angolo interno

